



# WALKER BAY

2008 INFLATABLE BOATS



GENESIS CONSOLE RIBS



GENESIS DELUXE RIBS



GENESIS LIGHT RIBS



ODYSSEY INFLATABLES



# INNOVATION ON THE WATER.

For over 10 years Walker Bay has set the standard for small boats by combining the perfect balance of performance, aesthetics and engineering. Using high-pressure injection molding as the optimum manufacturing process, Walker Bay has succeeded in producing truly versatile, exceptionally crafted boats that are made to last.

Walker Bay's mission is simple; to bring the pleasure of boating to more people around the world. Working with an international team of naval architects, water sports professionals, designers, and leaders in the world of precision injection molding, Walker Bay has succeeded in creating a line of award winning, top quality boats that are durable, lightweight, versatile and affordable enough for everyone to enjoy.





**GENESIS**

NISSAN

# SOMETIMES THE BIGGEST DIFFERENCE LIES BENEATH THE SURFACE



Experience the future of boat building.

Genesis RIBs are manufactured using state-of-the-art injection molds, which enable the highest level of finishing and accuracy, providing detail & features that no other manufacturing process can achieve. Precisely pre-measured High Impact Marine Composite (HIMC) resin is injected into an 82-ton steel mold with over 8,000 tons of clamp force. The result is a superior one-piece hull that is lightweight and extremely durable with no seams or joints to crack or leak. Custom-engineered UV resistant resins are used to create a long lasting boat that has a superior strength to weight ratio over other materials.

## HIMC HULL

- 10 Year Warranty
- Impact resistant
- Scratches are less apparent & do not affect hull integrity
- Forgiving & comfortable ride
- Lightweight material
- Exceptional value

## FIBERGLASS HULL

- 1-5 Year Warranty
- Impact can puncture the hull
- Scratches are apparent & allow for delamination & water gain
- Bumpy & uncomfortable ride
- Heavy material
- Moderate value

## ALUMINUM HULL

- 1-5 Year Warranty
- Impact can dent the hull
- Scratches are apparent & allow for corrosion
- Jarring & uncomfortable ride
- Lightweight material
- Expensive



Environmentally Friendly.

While traditional fiberglass has a polluting manufacturing process, the injection molding process is entirely environmentally friendly and the materials are recyclable. The result is a durable and virtually maintenance free boat, one you can feel good about owning.



NMMA  
INNOVATION AWARD



MONTELL  
INNOVATION AWARD



SAIL MAGAZINE'S  
BEST BOATS AWARD



SAIL MAGAZINE'S FREEMAN  
K. PITTMAN AWARD



HISWA  
INNOVATION AWARD

Recognized for ingenuity, Walker Bay has won over half a dozen awards including the 2006 National Marine Manufacturer's Association (NMMA) Innovation Award for boating innovation, the Montell Innovation Award for breakthrough technology in the plastics industry, and the Dutch HISWA Innovation Award for boating innovation & design.



INJECTION MOLDED

SEAMLESS HULL

INCREDIBLE DURABILITY



# GENESIS, A BOAT FOR LIFE



## Replaceable Tube Design.

With a hull that will last virtually forever, Genesis is the first RIB of its size which offers you the option to replace your tube. The hard-wearing Genesis hull features a removable tube design, offering ease of maintenance or future tube replacement. A boat for life.

## Fabric Options.

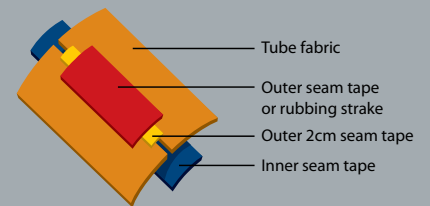
Walker Bay is one of the only inflatable manufacturers in the world to offer a choice of fabric options. Using materials from the world's most respected manufacturers, Walker Bay offers Genesis RIBs in Polymer fabric for the casual user or someone living in an area with less U.V. exposure, and Orca® Hypalon, for a more avid user, or for more tropical climates. We take extra care in our construction to create a line of boats you can depend on.



## THERMO-SEAL™

Walker Bay's 1100 Decitex Polymer boats utilize a proprietary bonding technique where the material is heated under pressure to create a perfect adhesion seam area. A three layer process with all seams internally and externally butted end to end provides maximum strength and durability.

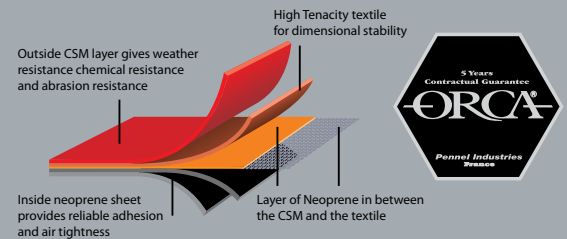
THERMO-SEAL™  
CONSTRUCTION



## ORCA® HYPALON®

Walker Bay creates tubes from the finest Hypalon® material available. Four layers of calendared sheets offer guaranteed air-tightness and optimal adhesion. This combination of materials provides improved weather resistance against fading and aging as well as resistance to fuel, oil and everyday abrasions. The tubes are bonded using a three layer process with all seams internally and externally butted for maximum reliability. Our seams are built to last.


ORCA® HYPALON®



## 1100 DECITEX POLYMER

All 1100 Decitex boats are made from a high-grade 32oz synthetic material which has an extra external layer of Polymer coating for increased durability. This creates a fabric which has been tested to give nearly twice the tear resistance and overall tensile strength of other Polymer fabrics.

1100 DECITEX POLYMER




## Durability you can depend on.

Walker Bay stands by its product with a 10 year Hull Warranty, a 5 year 1100 Decitex Polymer and 10 year Hypalon® fabric warranty.



# EXCEPTIONAL PERFORMANCE. GENESIS, THE NEXT GENERATION OF INFLATABLE BOAT.

Perhaps Genesis' most impressive feature is performance. Designed around four-stroke motors, Genesis has exceptional maneuverability and handling. With its Deep V-Hull Design and High Impact Marine Composite (HIMC) construction, Genesis is able to cut through rough water while absorbing vibration for an incredibly smooth ride. Dynamic hull channels direct water flow to improve cornering performance at high speeds. These channels, combined with the integrated trim tabs, direct water flow downwards at the stern. This forces the bow down, which helps facilitate earlier planing.



The unique V-lift™ feature directs water flow higher on the engine propeller resulting in more lift and reduced cavitation while cornering at high speeds. Stiffer and lighter than fiberglass, the aluminum transom on Genesis further contributes to its unmatched performance, transferring more energy from the motor into forward thrust. The shape & extension of the trim tabs at the stern compensate for heavier 4 stroke motors. When it comes to performance, nothing can compare to Genesis.



## SMOOTH RIDE



- V-Hull cuts through rough chop.
- HIMC Hull absorbs vibration for a smoother ride.
- Trim Tabs level boat at planing speeds for a more solid, stable ride.

## EARLY PLANING



- Trim Tabs direct water flow downwards at the stern, which helps facilitate earlier planing.
- V-Lift™ directs water flow higher on the engine propeller resulting in more lift.
- Aluminum Transom is stiffer and lighter than fiberglass transferring more energy from the motor into forward thrust.

## SUPERIOR MANEUVERABILITY



- V-Lift™ reduces cavitation while cornering at high speeds by directing water higher on the engine propeller.
- Dynamic Hull Channels direct water flow to improve cornering performance at high speeds.

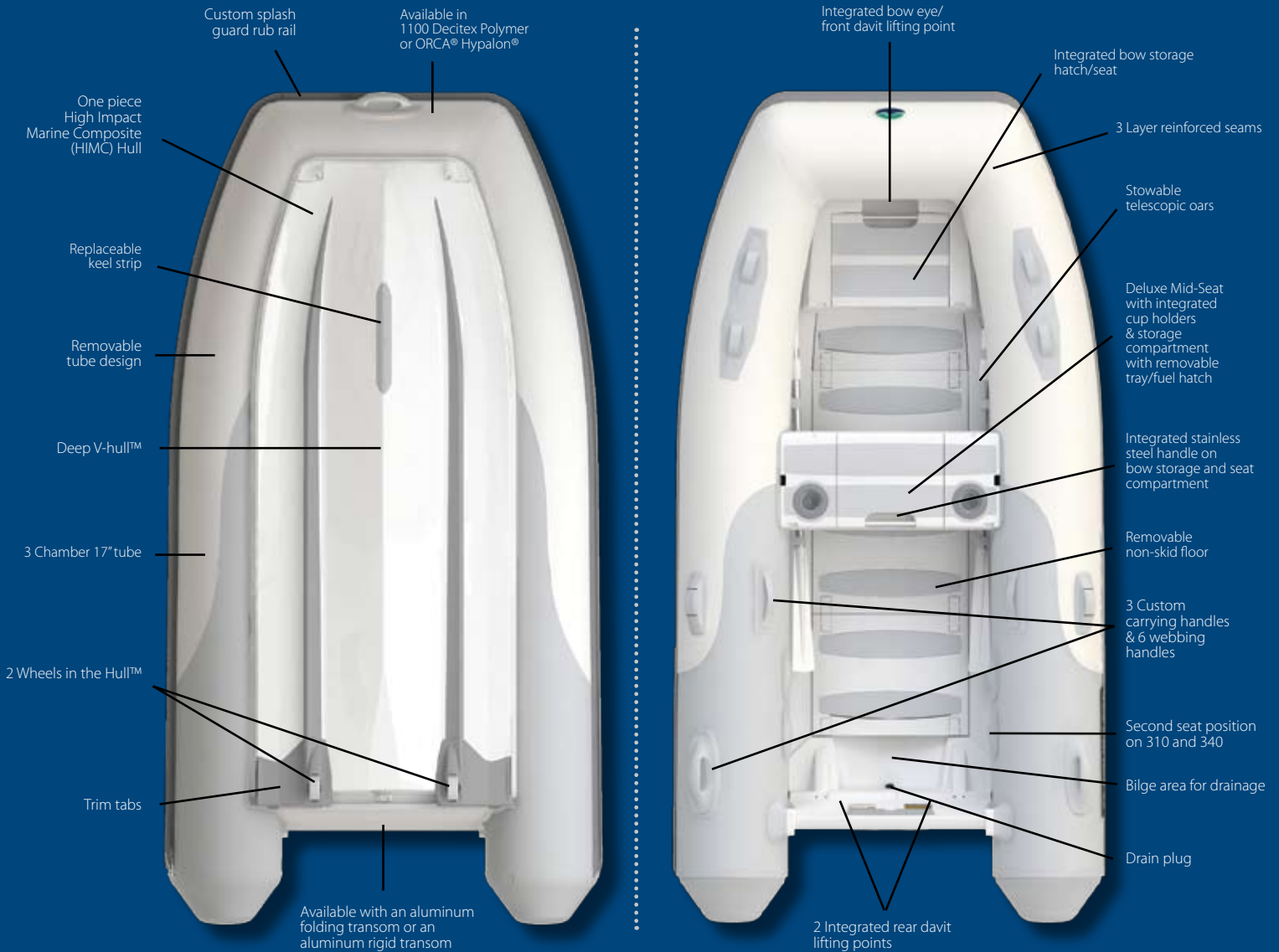


*"I have owned 9 plus Inflatables...and (Genesis) is the most sensibly designed and best behaved inflatable I have ever owned. The hull design tracks like it is on rails in the water, and the boat is virtually dry. The Walker Bay team has obviously done their homework."*

*Chris Rich, Ontario, Canada*

# SIMPLY SMART™

As with every Walker Bay boat, the true beauty is in the details. Every small point has been considered in the design of the Genesis Deluxe RIB and it is all packaged together in a revolutionary construction, which is more durable than anything else on the water. Genesis is truly something different.



Genesis 310 Folding Transom Deluxe (310 FTD)



Deluxe Mid-Seat clips in and out. Two seat positions on the 310 & 340 means a second seat may be added.



Non-skid removable floor with drainage slots provides a dry stable surface and easy access to the bilge.



Stowable telescopic oars attach in a snap.

# DESIGNED TO STORE MORE THINGS IN THE BOW. LIKE PEOPLE FOR EXAMPLE.

More bow space and a drier ride.

The tapering tube design of Genesis offers a wider bow area for more interior space and easier entry to the boat.

The increased hull and tube rocker up front makes for a drier ride, while the Deluxe Bow Seat incorporates a dry storage compartment to protect your belongings from the elements.

*"The Walker Bay (Genesis) has innovative features not seen in RIBs this small before,"*

*Jam Mundy, Editor of DIY Boat Owner*



Deluxe bow seat doubles as a dry storage compartment



Two Wheels in the Hull™ make launching a breeze, even with the engine on.



Deluxe Mid-Seat has a large storage compartment with a removable tray for valuables.



Below the Deluxe Mid-Seat is space for a fuel tank to be secured. The fuel tank is accessible through the seat.



# HOW DO YOU MAKE AN AWARD WINNING INFLATABLE EVEN BETTER ? ADD A STEERING WHEEL.

## INTRODUCING THE GENESIS CONSOLE RIB.

The feature loaded Genesis Console RIB combines the award winning Genesis H1MC Hull with a fully integrated injection molded Center Console unit. Together they create the ultimate small RIB, boasting ample storage space, superior comfort and exceptional performance. The Genesis console can be purchased as a complete boat or as a modular retrofit system for the Genesis 340 and 310 models. Available in Orca® Hypalon® or PVC fabric tube, the Genesis Console RIB is truly the first of its kind.



## COMPLETE COMFORT

Designed for comfort, the Genesis Deluxe Console RIB features a custom design injection molded console that offers more foot room for the driver, creating an exceptionally comfortable riding position. Integrated seat cushions and backrest combined with the smooth ride of the award winning Genesis RIB hull give passengers the feeling of being in a boat twice the price.





## SUPERIOR SPACE

Space optimization is key in any small boat. Because the center console is injection molded and designed exclusively for the Genesis RIB boat, more features and storage space have been incorporated leaving room for the most important thing in the boat, you.



## PERFECT PERFORMANCE

The Genesis RIB injection molded hull has received international acclaim for its superior performance over other small RIBs. The Genesis Console adds further performance by moving weight forward in the boat and allowing for larger horsepower motors. The result is a faster, smoother running boat, which is quicker up on a plane.

# FEATURES

Floor boards drain to a bilge area in the hull keeping the boat nice and dry.

Extra large vented under-seat storage compartment with location for standard 3 Gallon gas tank

Innovative Quick-Clip™ system allows for fast and easy installation

\*Deluxe rear seat with 2 water resistant storage compartments with ventilation

\*Hinged backrest, rear, mid and bow seat cushions

\*Available on Deluxe model only. Model shown: Console 340FTD

\* Deluxe model features bow compartment/ bow seat. Also allows easier bow entry to the boat.

Removable tube system

Custom molded Polycarbonate windscreen

\* Dual colored lights with custom wiring harness

Stainless steel handrail

Open dashboard for flexible dial setup and room for up to 3 dials. Deluxe steering wheel included

Cup holder on dashboard

Bilge area for drainage

Taller transom height decreases splash back when coming off a plane and overall dryer running at speed.

2 Integrated rear davit lifting points



Hinged steering helm allows easy access to steering and battery compartment.



Custom designed injection molded HIMC console with deluxe steering wheel, cup holder, small compartment for sunglasses, cell phone or keys and open dashboard for flexible setup.



Deluxe Stern Seat features an extra-large ventilated storage compartment for standard 3 Gallon gas tank.

# GENESIS DELUXE CONSOLE RIB

The Genesis Console FTD is everything you want in a small console RIB; a perfect mix of comfort, space, and performance packaged with deluxe features normally found on a RIB twice the price. Practical innovation and complete integration make this runabout/tender an incredible value.



## FEATURES

- Custom designed injection molded HIMC console
- Hinged steering helm
- Dual color lights with custom wiring harness
- Bow seat/compartment
- 3 Deluxe seats with cushions
- Hinged backrest on stern seat
- 3 Watertight compartments in seats
- 2 Removable compartment trays
- Polycarbonate windscreen
- Stainless steel handrail
- Custom designed two-tone tube



Available in  
Orca® Hypalon®  
or 1100 Decitex PVC.  
(Console 340 FTD Model shown)



Hinged steering helm allows easy access to steering and battery compartment

\* Max motor weight 175lbs/80kg  
\*\* Long shaft bracket available from Walker Bay

	CONSOLE 310FTD	CONSOLE 340FTD
LENGTH	10'2"/310cm	11'2"/340cm
BEAM	65"/165cm	65"/165cm
WEIGHT	221lbs/101kg	226lbs/103kg
CAPACITY	4 PERSONS	5 PERSONS
MAXIMUM LOAD	1264lbs/575kg	1331lbs/605kg
MIN. RECOMMENDED HP	10hp	20hp
MAXIMUM HP	20hp	30hp*
SHAFT	SHORT**	SHORT**

# GENESIS LIGHT CONSOLE RIB

Featuring the same fully integrated injection molded console, the Genesis Console FTL offers the same superior performance and spacious interior without the added features and additional storage. The perfect tender or runabout for those wanting a lighter boat, or for the first-time buyer.



## FEATURES

- Custom designed injection molded HIMC console
- Hinged steering helm
- Bow recess has room to secure a gas tank
- Lightweight stern seat with integrated cup holder & small storage compartment
- Watertight compartment
- Removable compartment tray
- Polycarbonate windscreen
- Stainless steel handrail



Available in  
Orca® Hypalon®  
or 1100 Decitex PVC.



Deluxe Mid-Seat features large storage compartment and removable tray for valuables

\*\* Long shaft bracket available from Walker Bay  
Specifications subject to change without notice.

	CONSOLE 310FTL
LENGTH	10'2"/310cm
BEAM	65"/165cm
WEIGHT	179lbs/81kg
CAPACITY	4 PERSONS
MAXIMUM LOAD	1264lbs/575kg
MIN. RECOMMENDED HP	10hp
MAXIMUM HP	20hp
SHAFT	SHORT**

# GENESIS RTD

## RIGID TRANSOM DELUXE

The Genesis RTD combines a hull that is durable and easy to maintain with superior features and plenty of space for passengers and gear. The RTD sets a new standard for stability and performance with a design that is both quick to plane and solid at speed.



### FEATURES

- One piece composite (HIMC) Hull
- Extruded aluminum rigid transom
- 3 Chamber 17" tube
- Trim tabs house 2 Wheels in the Hull™
- Deluxe bow seat with dry storage
- Stowable telescopic oars
- Deluxe mid-seat with storage compartment, removable tray & cup holders
- 3 Integrated davit lifting points
- Removable non-skid floor with drainage slots
- Bilge area for drainage



Available in  
1100 Decitex PVC (RTD)  
or Orca®Hypalon® (RTDH)  
(310 RTD Model shown)



Telescopic oars collapse and stow easily, attaching to the inside of the tube.

Dry Bow Storage Compartment doubles as a bow seat with an integrated stainless steel grip handle.

	270RTD	310RTD	340RTD
LENGTH	8'10" /270cm	10'2" /310cm	11'2" /340cm
BEAM	64" /162cm	65" /165cm	65" /165cm
CAPACITY	3 PERSONS	4 PERSONS	5 PERSONS
WEIGHT	124lbs/56kg	140lbs/64kg	142lbs/65kg
RECOMMENDED HP	8hp	10hp	20hp
MAXIMUM HP	10hp	15hp	25hp
SHAFT	SHORT	SHORT	SHORT



# GENESIS FTD

## FOLDING TRANSOM DELUXE

The Genesis FTD's unique transom is extruded from 6061 aluminum with a hinged base that folds down when the tubes are deflated. It is extremely stiff, giving the boat the solid ride of a rigid transom while allowing for the storage advantages of a folding design. There has never been such an easy to use and versatile small tender.



### FEATURES

- One piece composite (HIMC) Hull
- Extruded aluminum folding transom
- 3 Chamber 17" tube
- Trim tabs house 2 Wheels in the Hull™
- Deluxe bow seat with dry storage
- Stowable telescopic oars
- Deluxe mid-seat with storage compartment, removable tray & cup holders
- 3 Integrated davit lifting points
- Removable non-skid floor with drainage slots
- Bilge area for drainage



Available in  
1100 Decitex PVC (RTD)  
or Orca®Hypalon® (RTDH)  
(310 FTDH Model shown)



Transom Folds for easy transportation or storage (bag not included).

Deluxe mid-seat contains a storage compartment, removable tray/ fuel hatch & cup holders

	270FTD	310FTD	340FTD
LENGTH	8'10"/270cm	10'2"310cm	11'2"340cm
BEAM	64"/162cm	65"/165cm	65"/165cm
CAPACITY	3PERSONS	4 PERSONS	5 PERSONS
WEIGHT	119lbs/54kg	135lbs/61kg	137lbs/62kg
RECOMMENDED HP	8hp	10hp	20hp
MAXIMUM HP	10hp	15hp	25hp
SHAFT	SHORT	SHORT	SHORT

# GENESIS RTL


## RIGID TRANSOM LIGHT

The Light series boats are the perfect utility boat for fishing or scuba trips. Lighter weight makes them even quicker to plane or they may be used with smaller engines. The fixed transom design of the RTL accentuates performance, while the HPMC one-piece hull makes this boat extremely durable.




### FEATURES

- One piece composite (HPMC) Hull
- Extruded aluminum rigid transom
- 3 Chamber 17" tube
- Trim tabs house 2 Wheels in the Hull™
- Lightweight rub rail
- Seat with integrated cup holder & storage compartment
- Removable non-skid floor with drainage slots
- Bilge area for drainage
- 3 Integrated davit lifting points
- Lightweight stowable oars



Available in  
1100 Decitex PVC (RTL)  
or Orca®Hypalon® (RTLH)  
(310 RTL Model shown)



Stowable oars can be secured to tube for rowing convenience.

Bow recess has room to secure a gas tank. Room under the floor accommodates fuel lines to keep the boat clean.

	270RTL	310RTL
LENGTH	8'10" / 270cm	10'2" / 310cm
BEAM	64" / 162cm	65" / 165cm
CAPACITY	3 PERSONS	4 PERSONS
WEIGHT	115lbs / 52kg	131lbs / 60kg
RECOMMENDED HP	8hp	10hp
MAXIMUM HP	10hp	15hp
SHAFT	SHORT	SHORT

# GENESIS FTL FOLDING TRANSOM LIGHT

For those most concerned with weight and portability, our lightest RIB has the same features as the RTL in a hull that folds and stores easily. Quick to plane, super durable and easy to store, the FTL also comes with a cup holder and a small storage compartment in the seat for valuables.



## FEATURES

- One piece composite (HIMC) Hull
- Extruded aluminum folding transom
- 3 Chamber 17" tube
- Trim tabs house 2 Wheels in the Hull™
- Lightweight rub rail
- Seat with integrated cup holder & storage compartment
- Removable non-skid floor with drainage slots
- Bilge area for drainage
- 3 Integrated davit lifting points
- Lightweight stowable oars



Available in  
1100 Decitex PVC (FTL)  
or Orca®Hypalon® (FTLH)  
(310 FTLH Model shown)



Transom Folds for easy transportation or storage (bag not included).



A dry storage compartment in the seat is perfect for small valuables like keys or a cell phone.

	270FTL	310FTL
LENGTH	8'10" / 270cm	10'2" / 310cm
BEAM	64" / 162cm	65" / 165cm
CAPACITY	3 PERSONS	4 PERSONS
WEIGHT	110lbs / 50kg	126lbs / 57kg
RECOMMENDED HP	8hp	10hp
MAXIMUM HP	10hp	15hp
SHAFT	SHORT	SHORT

# WHERE WILL YOUR ODYSSEY TAKE YOU ?

The Odyssey line is perfect for those looking for simplicity and performance in a stowable tender. Light and compact, the Odyssey Series is the ultimate “boat in a bag”. Both the Air Floor & the Slatted Floor roll up to fit in a storage/carry bag (included), making it easy to get on the water faster or store it when not in use.

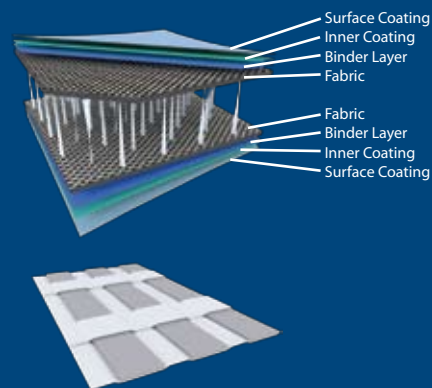
NOW AVAILABLE IN ORCA® HYPALON



## Two floor options to choose from:

- **High Pressure Inflatable V-Hull:** Constructed from two layers of durable copolymer polyester fabric, joined inside by thousands of drop-stitch fibers and inflated to form a lightweight rigid deck, Odyssey's Air Floor Series offers performance, combined with effortless setup and take down—just inflate and go, deflate and stow.

- **Slatted Floor:** An excellent value, Odyssey's Slatted Floor features a marine grade slatted wooden floor that is lightweight & easy to roll or unroll. Getting on the water has never been easier.





## LIGHTWEIGHT & COMPACT

- Rub Rail - lightweight & easy to roll up
- Aluminum Oars collapse to fit in storage bag.
- Folding Transom - Fomex® marine-grade transom is stiff yet light, folding for easy storage.
- Storage/Carry Bag included with every Odyssey Inflatable.



## SAFE, DRY & COMFORTABLE

- Large Diameter Multi-Chamber Tubes provide a safer, drier ride.
- Webbing Handles specifically placed for boating safety.



## CUSTOM FEATURES

- Ergonomic Handles make moving your Odyssey effortless.
- Custom Molded Tube Ends offer more internal space versus traditional pointed tubes as there is greater length in the cockpit than in tube end.
- Wear Patches protect tubes from abrasion.

*"Genesis & Odyssey are impressive - the first new thinking in RIBs & Inflatables in quite some time."*

*Pierce Hoover, Editor for Power Cruising*



# ODYSSEY AF AIR FLOOR

The Odyssey Air Floor is the perfect choice for those who want an inflatable which stores extremely compact and light while still being quick to get on the water. The tapered tube design allows for more room in the bow while the inflatable V-Hull allows the boat to track straight in rough chop.



## FEATURES

- Lightweight High Pressure V-Hull Air Floor
- Fomex® collapsible marine-grade transom
- Reinforced molded tube ends with wear patches
- Externally mounted oars & oar locks
- Lightweight aluminum compact seat
- 2 Custom carrying handles, 4 webbing handles & 1 bow handle D-ring
- 4 Davit lifting points & 2 towing D-rings
- Storage / Carrying bag
- Fuel tank tie-down straps



Available in 1100 Decitex PVC  
**Now available in Orca™ Hypalon**  
 (310 AF Model shown)



Lightweight Aluminum Seat Stows Easily.

Performance High Pressure Inflatable V-Hull.

	240AF	270AF	310AF	340AF
LENGTH	7'11"/240cm	8'10"/270cm	10'2"/310cm	11'2"/340cm
BEAM	60"/151cm	60"/151cm	62"/157cm	66"/167cm
CAPACITY	2+1* PERSONS	3 PERSONS	4 PERSONS	5 PERSONS
WEIGHT	66lbs/30kg	79lbs/36kg	88lbs/40kg	99lbs/45kg
RECOMMENDED HP	5hp	6hp	8hp	10hp
MAXIMUM HP	6hp	8hp	10hp	15hp
SHAFT	SHORT	SHORT	SHORT	SHORT

\*2+1 denotes 2 adults + 1 child

# ODYSSEY SF SLATTED FLOOR

The Odyssey Slatted Floor is compact, light and easy to stow while still offering style and comfort. The slatted floor rolls and unrolls easily making it simple to pack and unpack while the tube, lightweight rub rail and the quality of the construction make this boat a great value. The Odyssey SF is a perfect ship-to-shore tender.



## FEATURES

- Easy to roll slatted floor
- Fomex® collapsible marine-grade transom
- 1100 Decitex PVC tube with lightweight rub rail
- Reinforced molded tube ends with wear patches
- Externally mounted oars & oar locks
- Removable marine grade wooden seat
- 2 Custom carrying handles, 4 webbing handles & 1 bow handle D-ring
- 4 Davit lifting points & 2 towing D-rings
- Storage/ Carrying bag



Available in  
1100 Decitex PVC

### 240SF

LENGTH	7'11" / 240cm
BEAM	60" / 151cm
CAPACITY	2+1* PERSONS
WEIGHT	66lbs / 30kg
RECOMMENDED HP	5hp
MAXIMUM HP	6hp
SHAFT	SHORT



Reinforced Molded Tube Ends with Wear Patch Protect Tubes Against Abrasion.



Storage/Carrying Bag Included with every Boat.



Externally Mounted Oars and Oar Locks.

\*2+1 denotes 2 adults + 1 child

# GENESIS & ODYSSEY ACCESSORIES

Accessories may be purchased through your Authorized Walker Bay Dealer or direct from Walker Bay, visit [www.walkerbay.com](http://www.walkerbay.com) for more info.



## Genesis Premium Mooring Cover

Top quality Sunbrella® fabric. Custom fit with tie down loops. Keeps the boat clean, dry and protects it from the elements. Available in Gray or Blue. Drainage Support & Tie Down Straps recommended for boats stored outdoors.

Blue. Fits 270 – Part# 922027  
Blue. Fits 310 – Part# 922031  
Blue. Fits 340 – Part# 922035

Gray. Fits 270 – Part# 922025  
Gray. Fits 310 – Part# 922029  
Gray. Fits 340 – Part# 922033



## Genesis Mooring Cover

Solution Dyed Polyester. Keeps the boat clean, dry and protects it from the elements. Available in Gray or Blue. Drainage Support & Tie Down Straps recommended for boats stored outdoors.

Blue. Fits 270 – Part# 922015  
Blue. Fits 310 – Part# 922017  
Blue. Fits 340 – Part# 922019

Gray. Fits 270 – Part# 922006  
Gray. Fits 310 – Part# 922007  
Gray. Fits 340 – Part# 922008



## Genesis Deluxe Travel/Storage Bag

UV resistant & padded to protect your boat, this deluxe, durable bag also has holes in the bottom to allow Genesis' Wheels in the Hull™ to roll. Fits all Genesis RIBs. Available in Gray with reflective top.

Fits 270 – Part# 922012  
Fits 310 or 340 – Part# 922013



## Genesis Light Travel/Storage Bag

This durable, lightweight, UV protective bag also has holes in the bottom to allow Genesis' Wheels in the Hull™ to roll. Fits all Genesis RIBs. Available in Gray.

Fits 270 – Part# 922010  
Fits 310 or 340 – Part# 922011



## Genesis Deluxe Seat

Add another seat to your boat. This deluxe seat has a storage compartment with removable tray/fuel hatch and 2 cup holders. Includes seat mounting clips.

Part# 25100



## Genesis Light Seat

Add another seat to your boat. Lightweight, durable HPMC construction. Includes a cup holder & storage compartment. Includes seat mounting clips.

Part# 25105



## Boat Dolly

With large pneumatic wheels. Allows you to launch your boat with ease. Fits all Walker Bay boats.

Part# 912000



## Fuel Tank Tie Down Straps

Secures fuel tank to floor. Fits all Genesis RIBs.

Part# 926101





**WALKER BAY**



### Cover Drainage Support

Prevents water from pooling on mooring covers. A must for boats stored outdoors.

Part# 924600



### Cover Tie Down Straps (Pair)

Keeps mooring cover secured to boat.

Part# 926100



### Bow Storage Bag

Store gear & belongings in the bow of your boat. Bag attaches & detaches easily and can be worn like a backpack to carry gear to & from your boat. Includes D-rings and pads to affix to the tube. Fits all Genesis & Odyssey boats.

PVC - Part# 922004  
Hypalon - Part# 922005



### Genesis Seat Storage Bag

Ventilated bag attaches under the mid-seat for additional storage. Offers both top & front access, and includes a shoulder strap to carry gear. Fits all Genesis RIBs.

Genesis Deluxe Seat - Part# 922000  
Genesis Light Seat - Part# 922002



### Genesis Deluxe Seat Cushions

Add further comfort to your ride. Velcro straps secure cushion to seat. Mid-seat cushions include 2 cup holders. Available in White with Light Gray accents.

Bow Seat - Part# 925046  
Mid-Seat - Part# 925045



### Genesis Tube Cover

Keeps tubes clean and protects them from the sun on & off the water. Available in Gray.

Fits Genesis 270 - Part# 922040  
Fits Genesis 310 - Part# 922041  
Fits Genesis 340 - Part# 922042



### High Pressure Foot Pump

Inflator/Deflator manual foot pump. Includes nozzles & adapters.

Part# 91600









### Tube Repair Kit

For small repairs. Kit includes fabric, glue & valve wrench.

Hypalon - Part# 975008  
PVC - Part# 975005

# SPECIFICATIONS








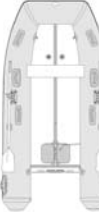

	Genesis Console RIB			Genesis Rigid Transom Deluxe			Genesis Folding Transom Deluxe		
MODEL	310FTL	310FTD	340FTD	270RTD	310RTD	340RTD	270FTD	310FTD	340FTD
									
DIMENSIONS									
OVERALL LENGTH (cm - feet)	310/10'2"	310/10'2"	340/11'2"	270/8'10"	310/10'2"	340/11'2"	270/8'10"	310/10'2"	340/11'2"
BEAM (cm - feet)	165/65"	165/65"	165/65"	162/64"	165/65"	165/65"	162/64"	165/65"	165/65"
INSIDE BEAM (cm - feet)	76/30"	76/30"	76/30"	76/30"	76/30"	76/30"	76/30"	76/30"	76/30"
TUBE DIAMETER (cm - feet)	43/17"	43/17"	45/17.5"	43/17"	43/17"	45/17.5"	43/17"	43/17"	45/17.5"
TOTAL WEIGHT (kg - lbs)**	81/179	101/221	103/226	56/124	64/140	65/142	54/119	61/135	62/137
AIRTIGHT COMPARTMENTS	3	3	3	3	3	3	3	3	3
CAPACITY									
PASSENGERS	4	4	5	3	4	5	3	4	5
MAXIMUM PAYLOAD (kg - lbs)	575/1264	575/1264	605/1331	520/1144	620/1364	640/1408	520/1144	620/1364	640/1408
OUTBOARD DATA									
SHORT SHAFT	•	•	•	•	•	•	•	•	•
MIN. RECOMMENDED POWER	10	10	20	8	10	20	8	10	20
MAX. RECOMMENDED POWER	20	20	30	10	15	25	10	15	25
MAX. SPEED (KNOTS)	24KT	24KT	28KT	19KT	22KT	25KT	19KT	22KT	25KT
MAXIMUM MOTOR WEIGHT	59/130	59/130	80/175	55/120	55/120	73/160	55/120	55/120	73/160
STORAGE DIMENSIONS									
LENGTH (cm - feet)	260/8'6"	260/8'6"	260/8'6"	210/6'9"	260/8'6"	260/8'6"	200/6'6"	250/8'	250/8'
WIDTH (cm - feet)	100/3'3"	100/3'3"	100/3'3"	100/3'3"	100/3'3"	100/3'3"	100/3'3"	100/3'3"	100/3'3"
HEIGHT (cm - feet)	100/3'3"	100/3'3"	100/3'3"	48/1'6"	48/1'6"	48/1'6"	35/1'1"	35/1'1"	35/1'1"
AVAILABLE TUBE MATERIAL									
1100 Decitex PVC	•	•	•	•	•	•	•	•	•
ORCA® Hypalon®	•	•	•	•	•	•	•	•	•

\*2+1 DENOTES 2 ADULTS AND ONE CHILD \*\*PVC WEIGHT - WEIGHT DOES NOT INCLUDE SEAT OR OARS.

SPECIFICATIONS SUBJECT TO CHANGE WITHOUT NOTICE © 2008 WALKER BAY BOATS INC. THE WALKER BAY TRADEMARKS ARE THE SOLE PROPERTY OF WALKER BAY BOATS INC.

ALL DIMENSIONS & WEIGHT MEASUREMENTS INDICATED HAVE A TOLERANCE OF PLUS OR MINUS 3% AND 5% RESPECTIVELY.



Genesis Rigid Transom Light		Genesis Folding Transom Light		Odyssey Air Floor				Odyssey Slatted Floor
270RTL	310RTL	270FTL	310FTL	240AF	270AF	310AF	340AF	240SF
								
270/8'10"	310/10'2"	270/8'10"	310/10'2"	240/7'11"	270/8'10"	310/10'2"	340/11'2"	240/7'11"
162/64"	165/65"	162/64"	165/65"	151/60"	151/60"	157/62"	167/66"	151/60"
76/30"	76/30"	76/30"	76/30"	67/26"	67/26"	69/27"	79/31"	67/26"
43/17"	43/17"	43/17"	43/17"	43/17"	43/17"	44/18"	44/18"	43/17"
52/115	60/131	50/110	57/126	32/66	36/79	40/88	45/99	30/66
3	3	3	3	3+2	3+2	3+2	3+2	3
3	4	3	4	2+1*	3	4	5	2+1*
520/1144	620/1364	520/1144	620/1364	420/924	540/1188	650/1430	700/1540	410/902
•	•	•	•	•	•	•	•	•
8	10	8	10	5	6	8	10	5
10	15	10	15	6	8	10	15	6
19KT	22KT	19KT	22KT	13KT	15KT	18KT	20KT	5KT
55/120	55/120	55/120	55/120	n/a	n/a	n/a	n/a	n/a
210/6'9"	260/8'6"	200/6'6"	250/8'	94/3'1"	98/3'3"	98/3'3"	104/3'5"	94/3'1"
100/3'3"	100/3'3"	100/3'3"	100/3'3"	54/1'9"	54/1'9"	54/1'9"	59/1'11"	54/1'9"
48/1'6"	48/1'6"	35/1'1"	35/1'1"	26/10"	29/11"	29/11"	31/1'	29/11"
•	•	•	•	•	•	•	•	•
•	•	•	•	•	•	•	•	•



Walker Bay Boats can be found in over 50 Countries around the globe.

Argentina	Croatia	Iceland	Netherlands	Spain
Australia	Denmark	India	New Zealand	Sweden
Austria	Egypt	Indonesia	Norway	Switzerland
Barbados	El Salvador	Ireland	Philippines	Taiwan
Belgium	Faroe Islands	Israel	Poland	Thailand
Benelux	Finland	Italy	Portugal	Turkey
Bermuda	France	Japan	Romania	U.A.E.
BWI	Germany	Kuwait	Russia	U.K.
Canada	Greece	Lebanon	Singapore	Ukraine
Caribbean	Greenland	Malaysia	Slovakia	USA
Czech Republic	Guatemala	Maldives	Slovenia	
Chile	Hong Kong	Malta	South Africa	
China	Honduras	Mexico	South Korea	

To find your nearest authorized Walker Bay dealer, please consult our website or customer service agents.  
Walker Bay® is a registered trademark of Walker Bay Boats Inc, Copyright© Walker Bay 2007.



**WALKER BAY**

717 Butterfield Rd, Yakima, WA, USA 98901

Tel: 888-44WALKER (449-2553) or 604-682-5699 Fax: 888-228-7222 or 604-683-1877  
info@walkerbay.com www.walkerbay.com

